


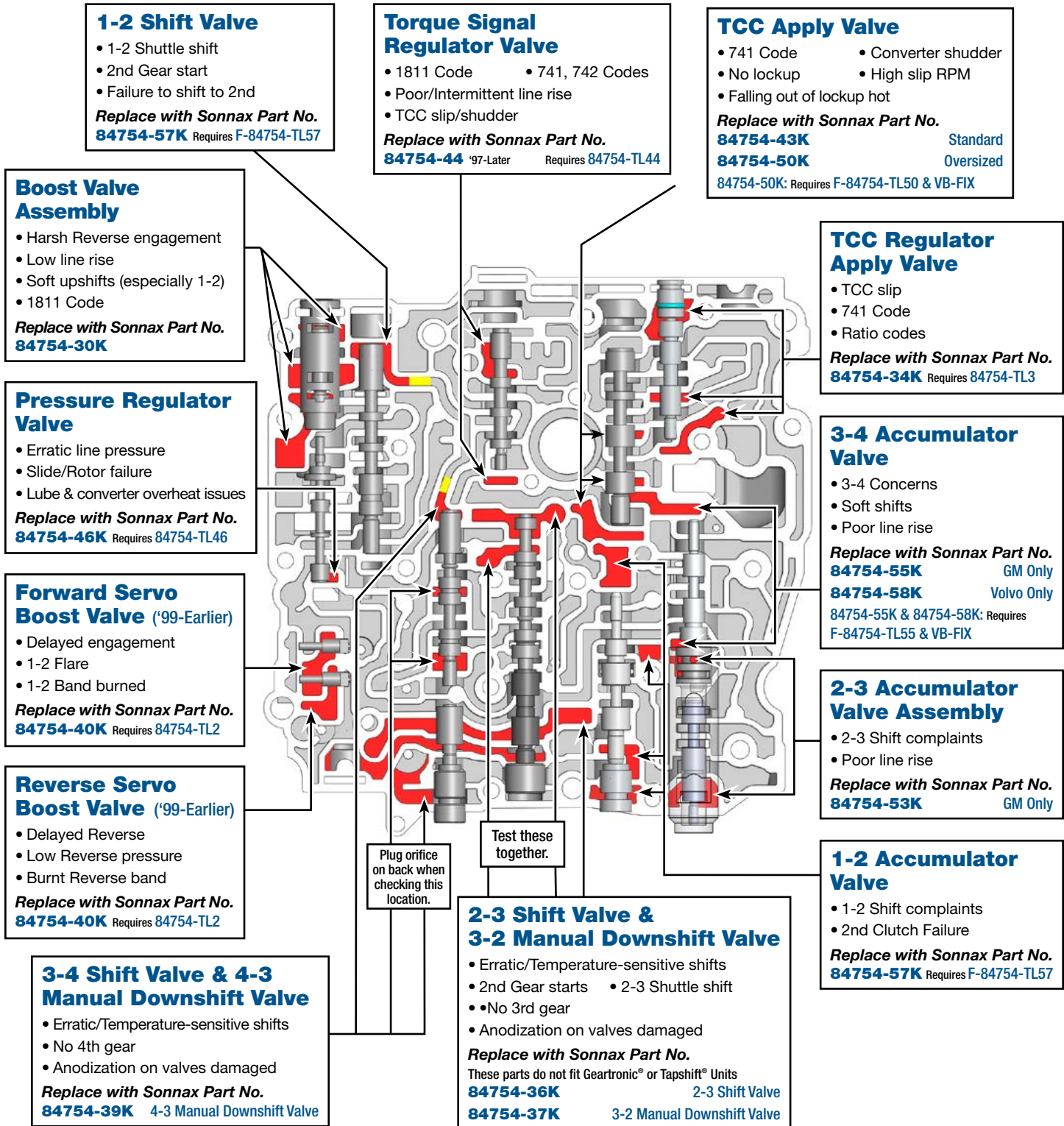
Critical Wear Areas & Vacuum Test Locations



NOTE: OE valves are shown in rest position and should be tested in rest position unless otherwise indicated. Test locations are pointed to with an arrow. Springs are not shown for visual clarity. Low vacuum reading indicates wear.

Click on Sonnax part numbers to see more information.

Plug casting valley with foam, putty or appropriately sized O-ring coated in assembly lube to isolate circuits.



Critical Wear Areas & Vacuum Test Locations



NOTE: OE valves are shown in rest position and should be tested in rest position unless otherwise indicated. Test locations are pointed to with an arrow. Springs are not shown for visual clarity. Low vacuum reading indicates wear.

Channel Plate Casting

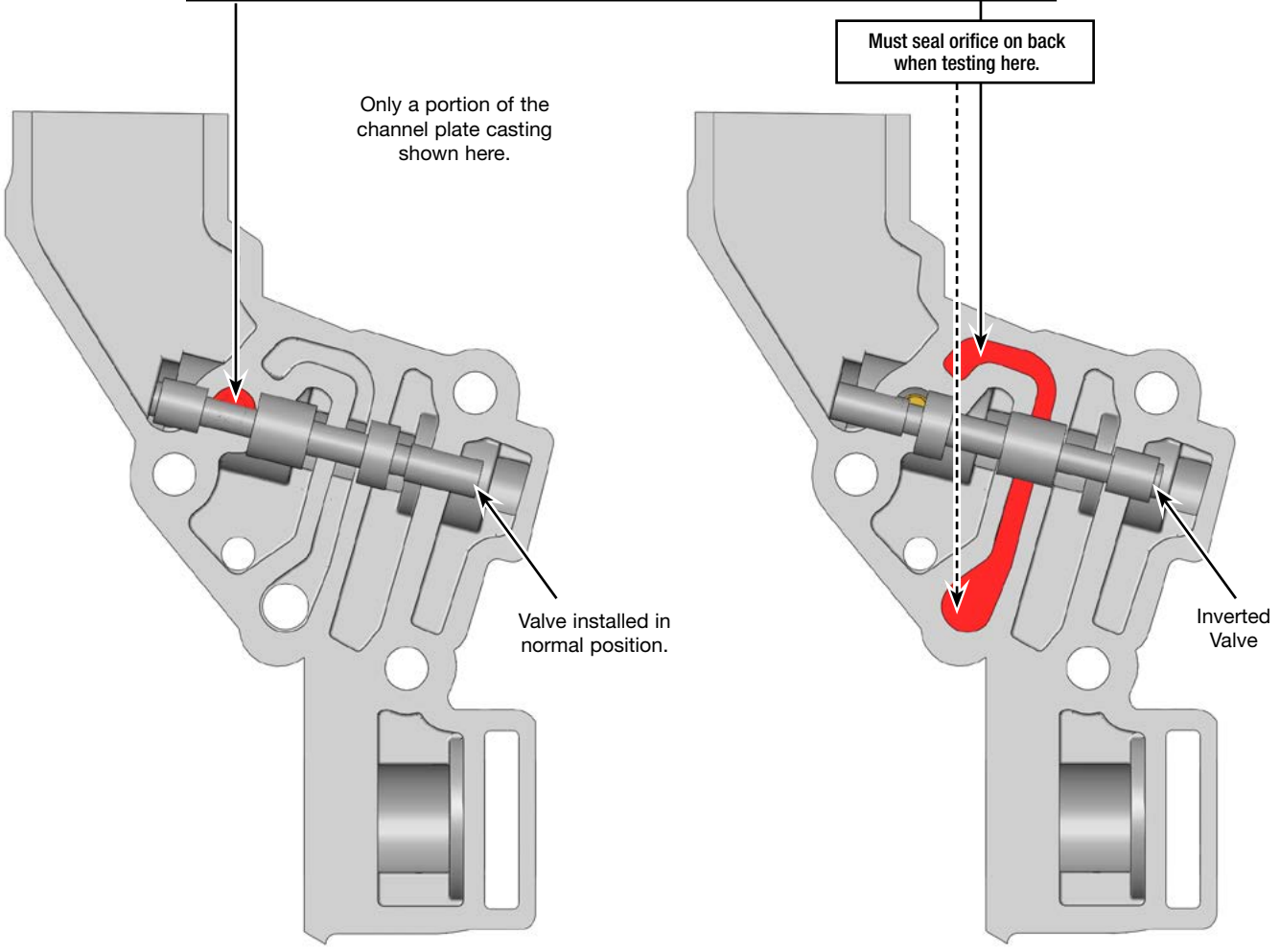
Click on Sonnax part numbers to see more information.

■ Plug casting valley with foam, putty or appropriately sized O-ring coated in assembly lube to isolate circuits.

Actuator Feed Limit Valve

- 1811 Code
- Maximum adapt or long shift
- TCC slippage
- TCC piston failure
- Excessive line pressure
- Poor EPC control
- 2nd Gear starts

Replace with Sonnax Part No. 84596-02K Requires F-84596-TL & VB-FIX

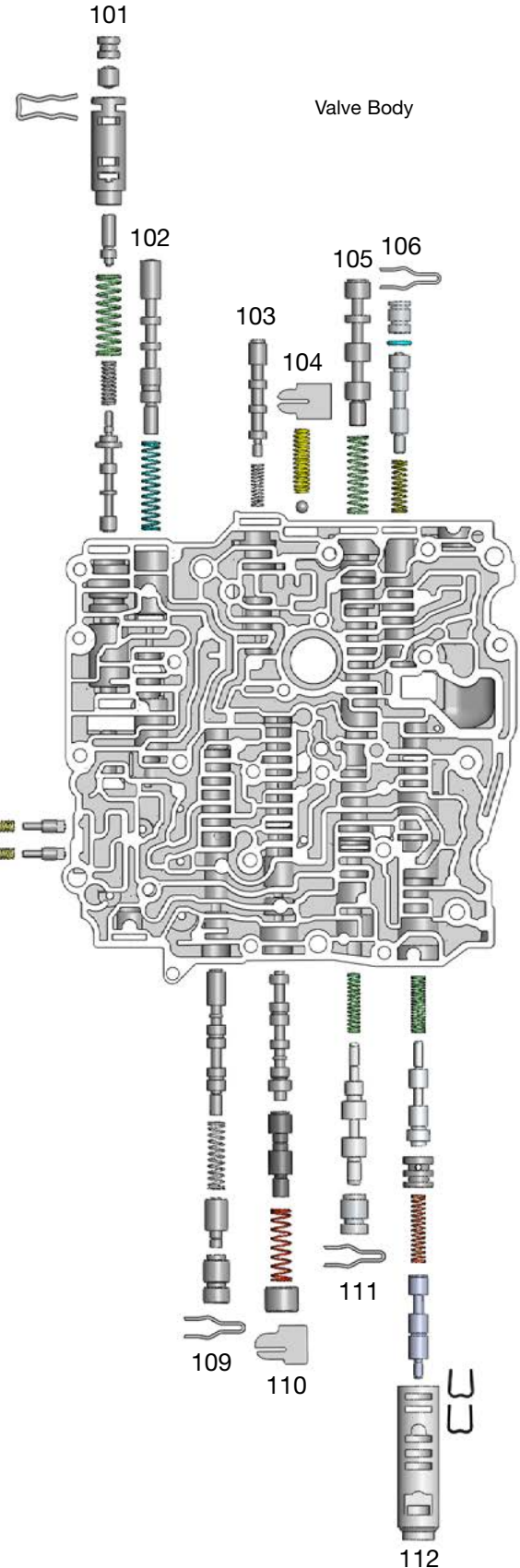


OE Exploded View

NOTE: Solenoids not shown.

Valve Body Descriptions

I.D. No.	Description
101	Pressure Regulator Valve (inboard) Boost Valve Assembly (outboard)
102	1-2 Shift Valve
103	Torque Signal Regulator Valve
104	Line Pressure Relief Valve
105	TCC Apply Valve
106	TCC Regulator Apply Valve
107	Forward Servo Boost Valve ('99-Earlier)
108	Reverse Servo Boost Valve ('99-Earlier)
109	3-4 Shift Valve (inboard) 4-3 Manual Downshift Valve (outboard)
110	2-3 Shift Valve (inboard) 3-2 Manual Downshift Valve (outboard)
111	1-2 Accumulator Valve
112	3-4 Accumulator Valve (inboard) 2-3 Accumulator Valve Assembly (outboard)
201	Actuator Feed Limit Valve



Portion of Channel Casting

