

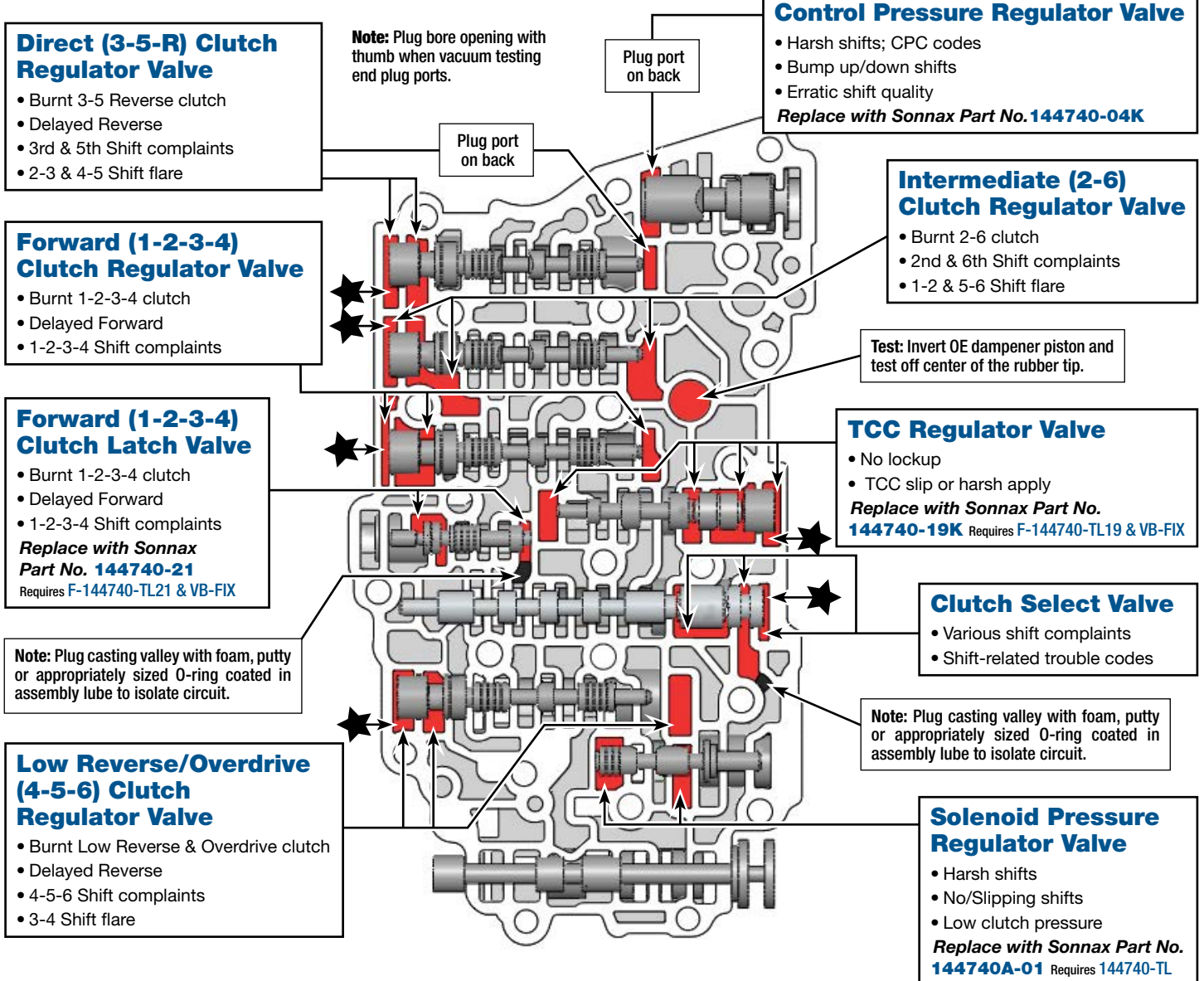


Critical Wear Areas & Vacuum Test Locations

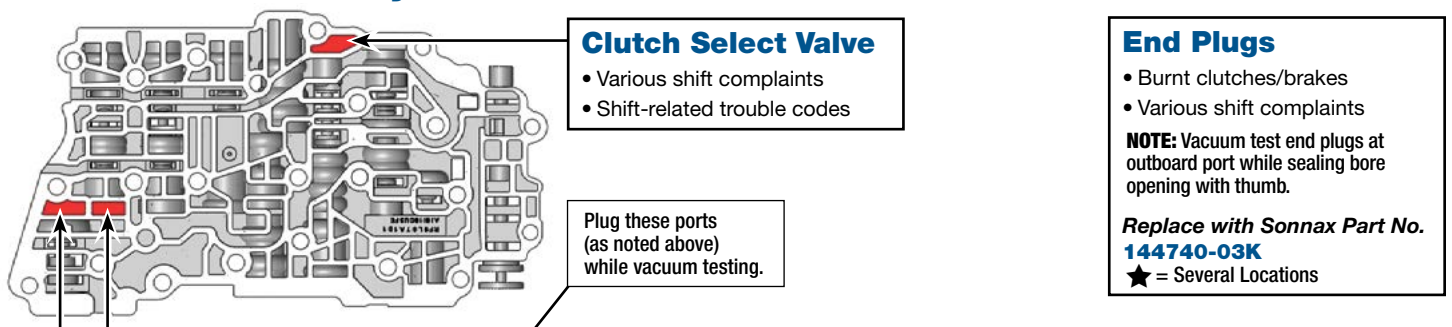


NOTE: OE valves are shown in rest position and should be tested in rest position unless otherwise indicated. Test locations are pointed to with an arrow. Springs are not shown for visual clarity. Low vacuum reading indicates wear and Sonnax parts noted for replacement. For specific vacuum test information, refer to individual part instructions included in kits and available at www.sonnax.com.

Main Control Valve Body • Front



Main Control Valve Body • Back





Critical Wear Areas & Vacuum Test Locations

NOTE: OE valves are shown in rest position and should be tested in rest position unless otherwise indicated. Test locations are pointed to with an arrow. Springs are not shown for visual clarity. Low vacuum reading indicates wear and Sonnax parts noted for replacement. For specific vacuum test information, refer to individual part instructions included in kits and available at www.sonnax.com.

Solenoid Valve Body

Click on Sonnax part numbers to see more information.

Low Reverse/Overdrive (4-5-6) Clutch Latch Valve

- Burnt Low Reverse & Overdrive clutch
- Delayed Reverse
- 4-5-6 Shift complaints
- 3-4 Shift flare

Replace with Sonnax Part No. 144740-21 Requires F-144740-TL21 & VB-FIX

Intermediate (2-6) Clutch Latch Valve

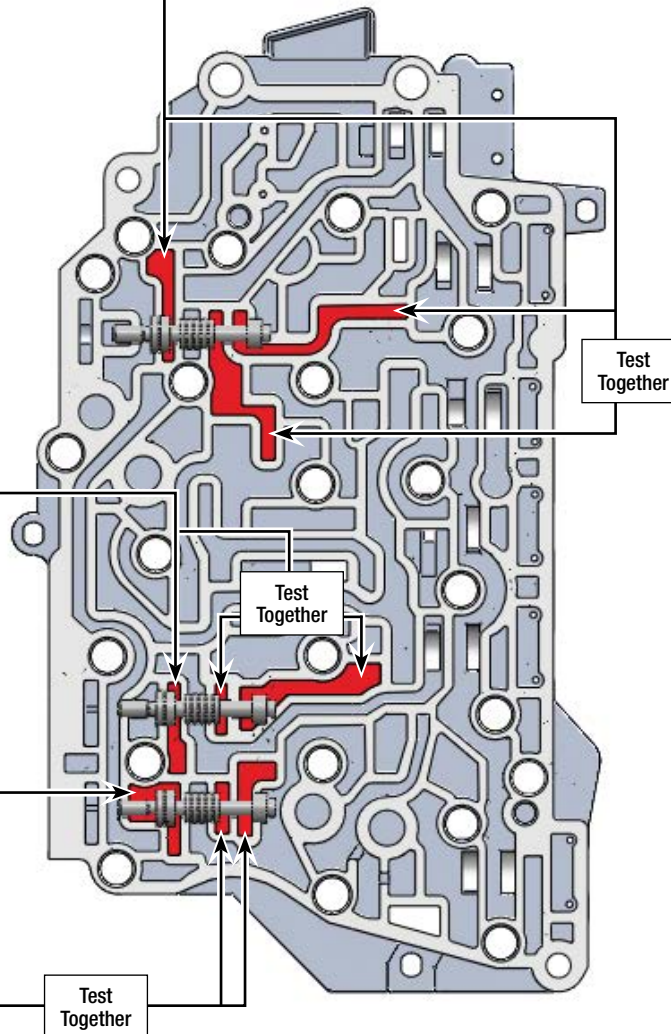
- Burnt 2-6 clutch
- 2nd & 6th Shift complaints
- 1-2 & 5-6 Shift flare

Replace with Sonnax Part No. 144740-21 Requires F-144740-TL21 & VB-FIX

Direct (3-5-R) Clutch Latch Valve

- Burnt direct clutch
- Delayed Reverse
- 3rd & 5th Shift complaints
- 2-3 & 4-5 Shift flare

Replace with Sonnax Part No. 144740-21 Requires F-144740-TL21 & VB-FIX

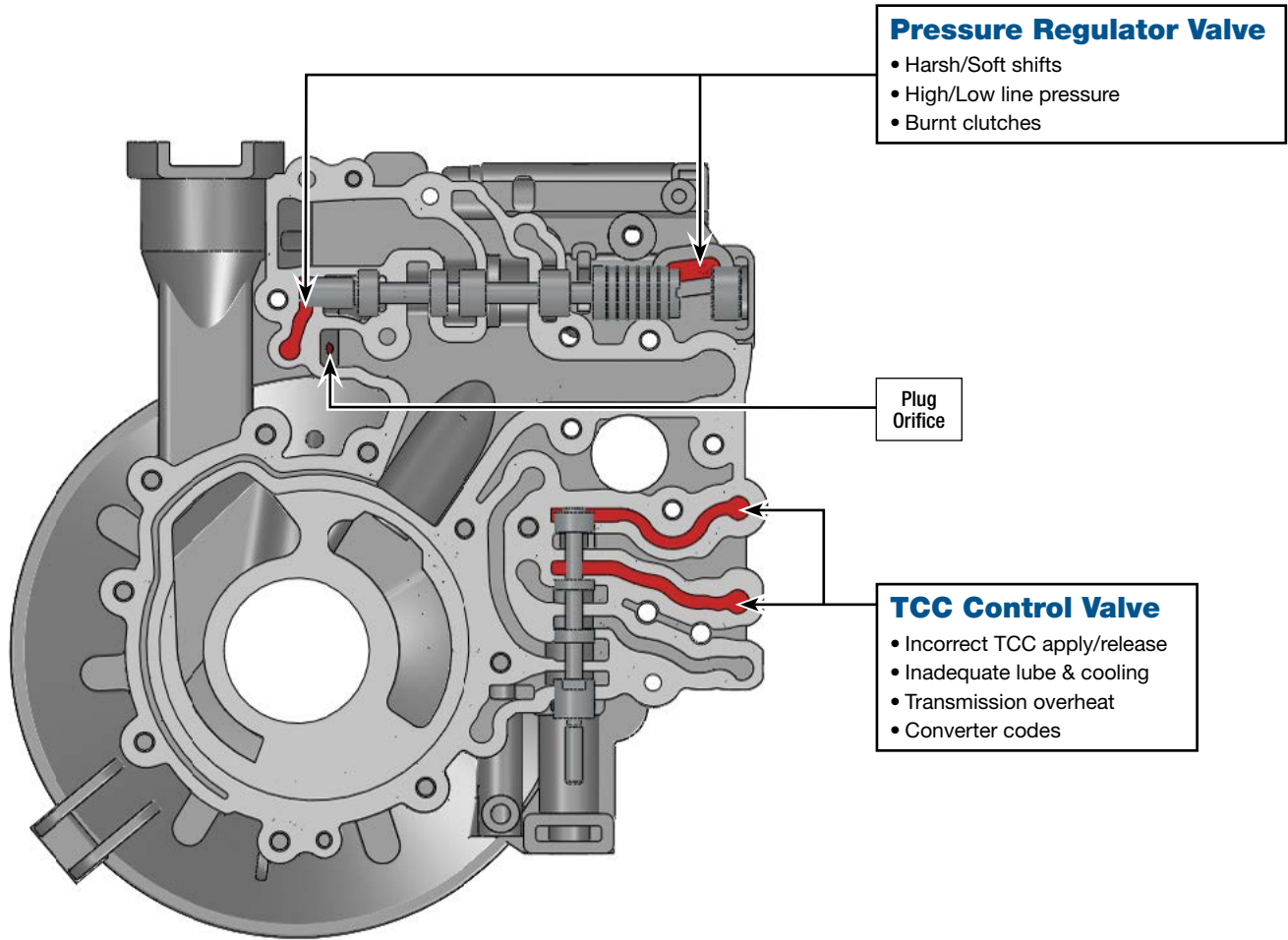




Critical Wear Areas & Vacuum Test Locations

NOTE: OE valves are shown in rest position and should be tested in rest position unless otherwise indicated. Test locations are pointed to with an arrow. Springs are not shown for visual clarity. Low vacuum reading indicates wear and Sonnax parts noted for replacement. For specific vacuum test information, refer to individual part instructions included in kits and available at www.sonnax.com.

Pump Body

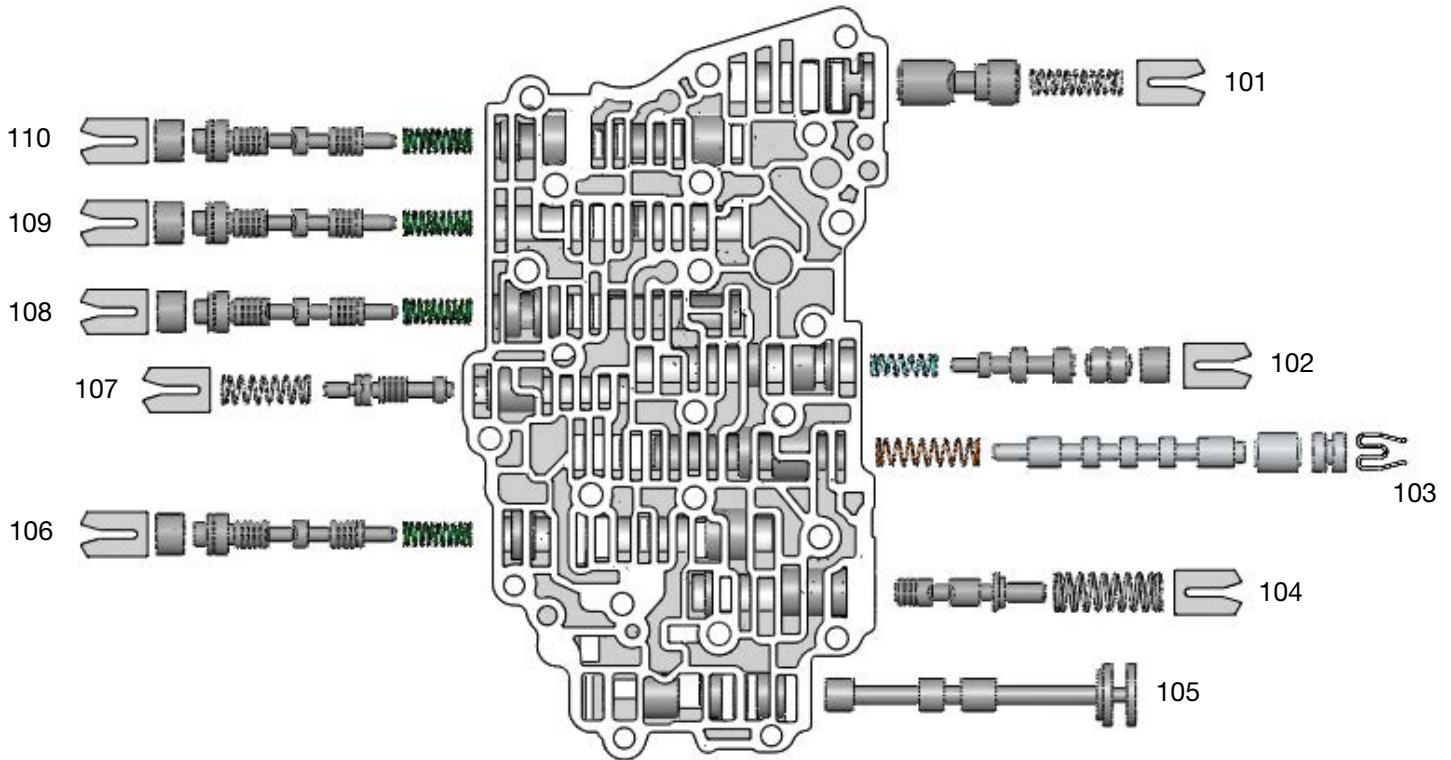




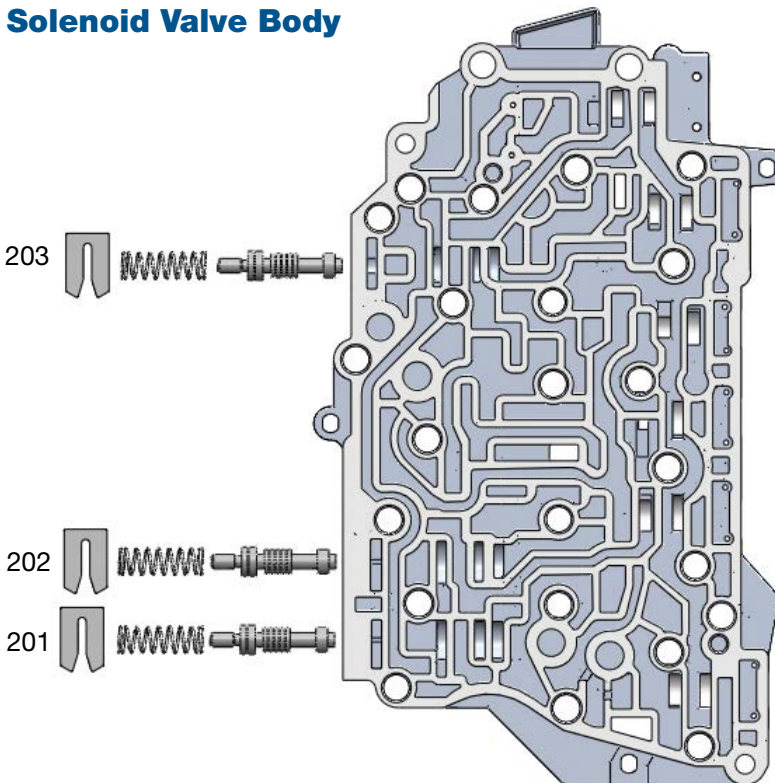
OE Exploded View

Main Control Valve Body

NOTE: Depending upon vehicle application, the OE springs shown may not be present.



Solenoid Valve Body



Main Control Valve Body Descriptions

I.D. No.	Description
101	Compensator Feed Limit Valve
102	TCC Regulator Valve
103	Clutch Bypass Valve
104	Solenoid Pressure Regulator Valve
105	Manual Valve
106	Low Reverse/Overdrive (4-5-6) Clutch Regulator Valve
107	Forward (1-2-3-4) Clutch Latch Valve
108	Forward (1-2-3-4) Clutch Regulator Valve
109	Intermediate (2-6) Clutch Regulator Valve
110	Direct (3-5-R) Clutch Regulator Valve

Solenoid Valve Body Descriptions

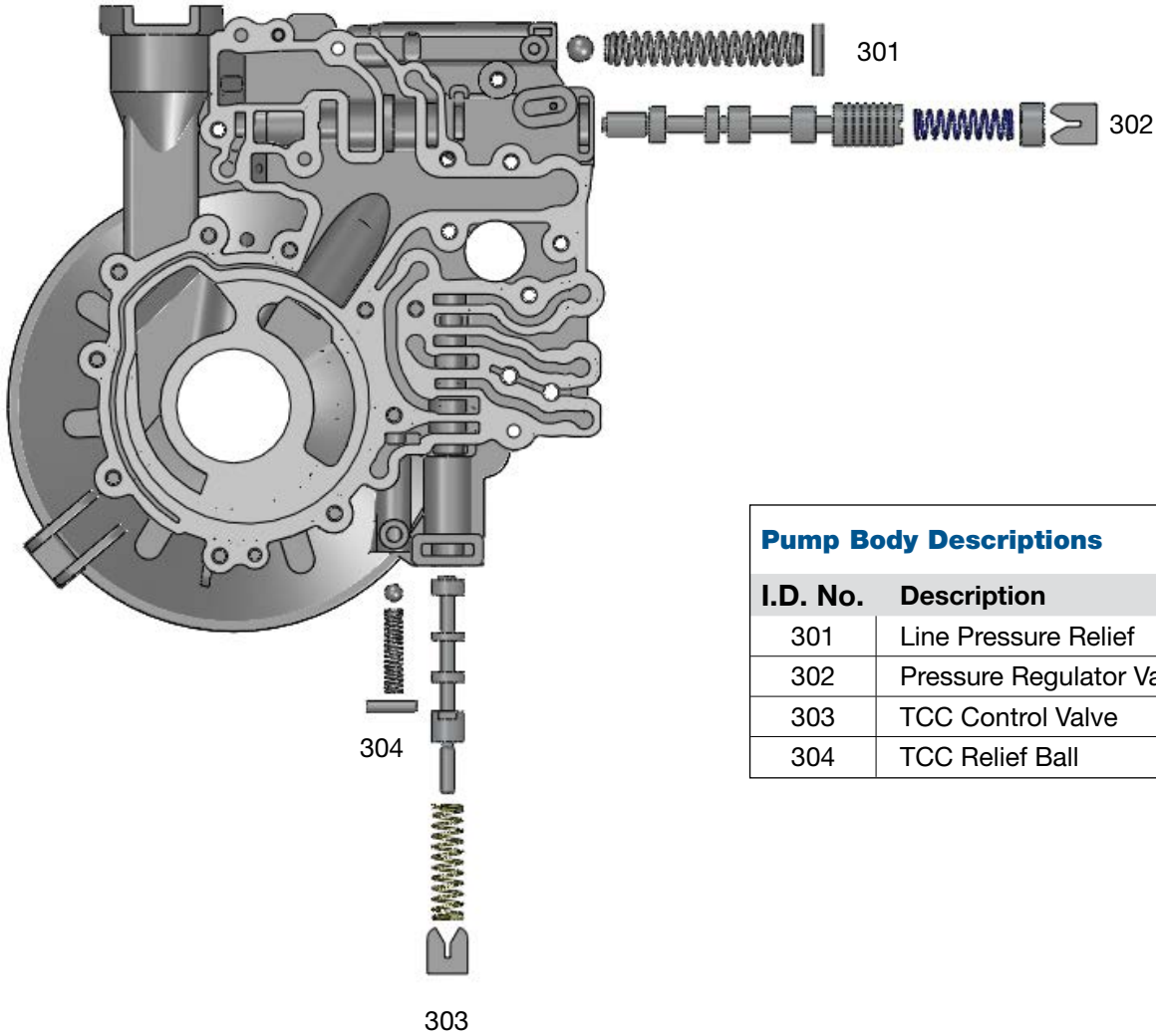
I.D. No.	Description
201	Direct (3-5-R) Clutch Latch Valve
202	Intermediate (2-6) Clutch Latch Valve
203	Low Reverse/Overdrive (4-5-6) Clutch Latch Valve



OE Exploded View

Pump Body

NOTE: Depending upon vehicle application, the OE springs shown may not be present.



Pump Body Descriptions	
I.D. No.	Description
301	Line Pressure Relief
302	Pressure Regulator Valve
303	TCC Control Valve
304	TCC Relief Ball