



Critical Wear Areas & Vacuum Test Locations

NOTE: OE valves are shown in rest position and should be tested in rest position unless otherwise indicated. Test locations are pointed to with an arrow. Springs are not shown for visual clarity. Low vacuum reading indicates wear and Sonnax parts noted for replacement.

Control Valve Body Assembly – Front • Gen. 2 6T40 Shown

3-5 Reverse Clutch Regulator Valve

- Burnt 3-5 reverse clutch
- Delayed Reverse
- 3rd & 5th Shift complaints
- 2-3 & 4-5 Shift flare

2-6 Clutch Regulator Valve

- Burnt 2-6 clutch
- 2nd & 6th Shift complaints
- 1-2 & 5-6 Shift flare

1-2-3-4 Clutch Regulator Valve

- Burnt 1-2-3-4 clutch
- Delayed Forward
- 1-2-3-4 Shift complaints

1-2-3-4 Clutch Boost Valve

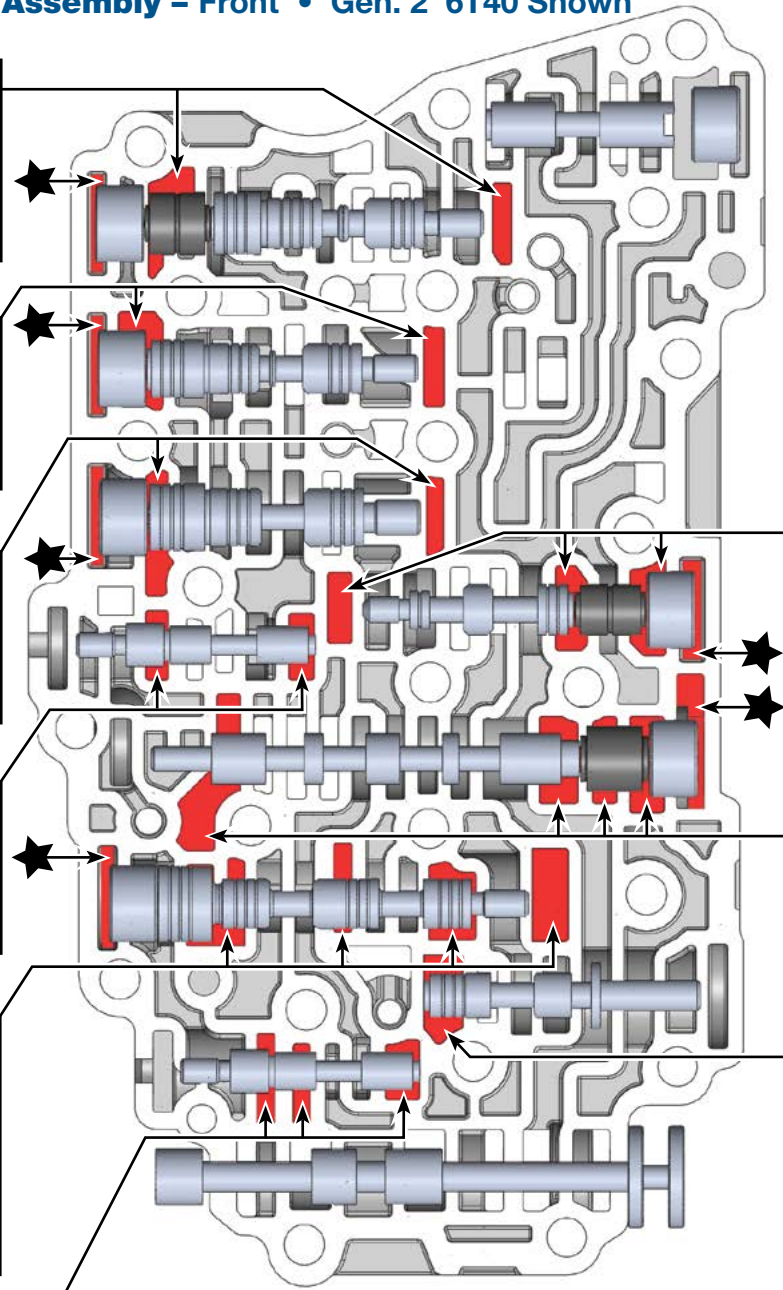
- Burnt 1-2-3-4 clutch
- Delayed Forward
- 1-2-3-4 Shift complaints

Low Reverse 4-5-6 Clutch Regulator Valve

- Burnt Low Reverse & 4-5-6 clutch
- Delayed Reverse
- 4-5-6 Shift complaints
- 3-4 Shift flare

Low Reverse 4-5-6 Boost Valve

- Burnt Low Reverse & 4-5-6 clutch
- Delayed Reverse
- 4-5-6 Shift complaints
- 3-4 Shift flare



Default Override Valve

- Engagement concerns in Reverse when in failsafe or default.

NOTE: Look in bore for visual wear.

TCC Regulator Apply Valve

- No lockup
- TCC slip
- Harsh/Soft TCC apply

Replace with **Sonnax Part No. 144740-16K**
Requires F-144740-TL16 & VB-FIX

Clutch Select Valve

- Various shift complaints
- Shift related trouble codes

Actuator Feed Limit Valve

- Harsh shifts
- No/Slipping shifts
- Low clutch pressure

Replace with **Sonnax Part No. 144740-01** Requires 144740-TL

O-Ringed End Plugs

- Burnt clutches/brakes
- Various shift complaints

NOTE: Vacuum test end plugs at outboard port while sealing bore opening with thumb.

Replace with **Sonnax Part No. 144510-14K*** **NOTE:** Several Locations = ★

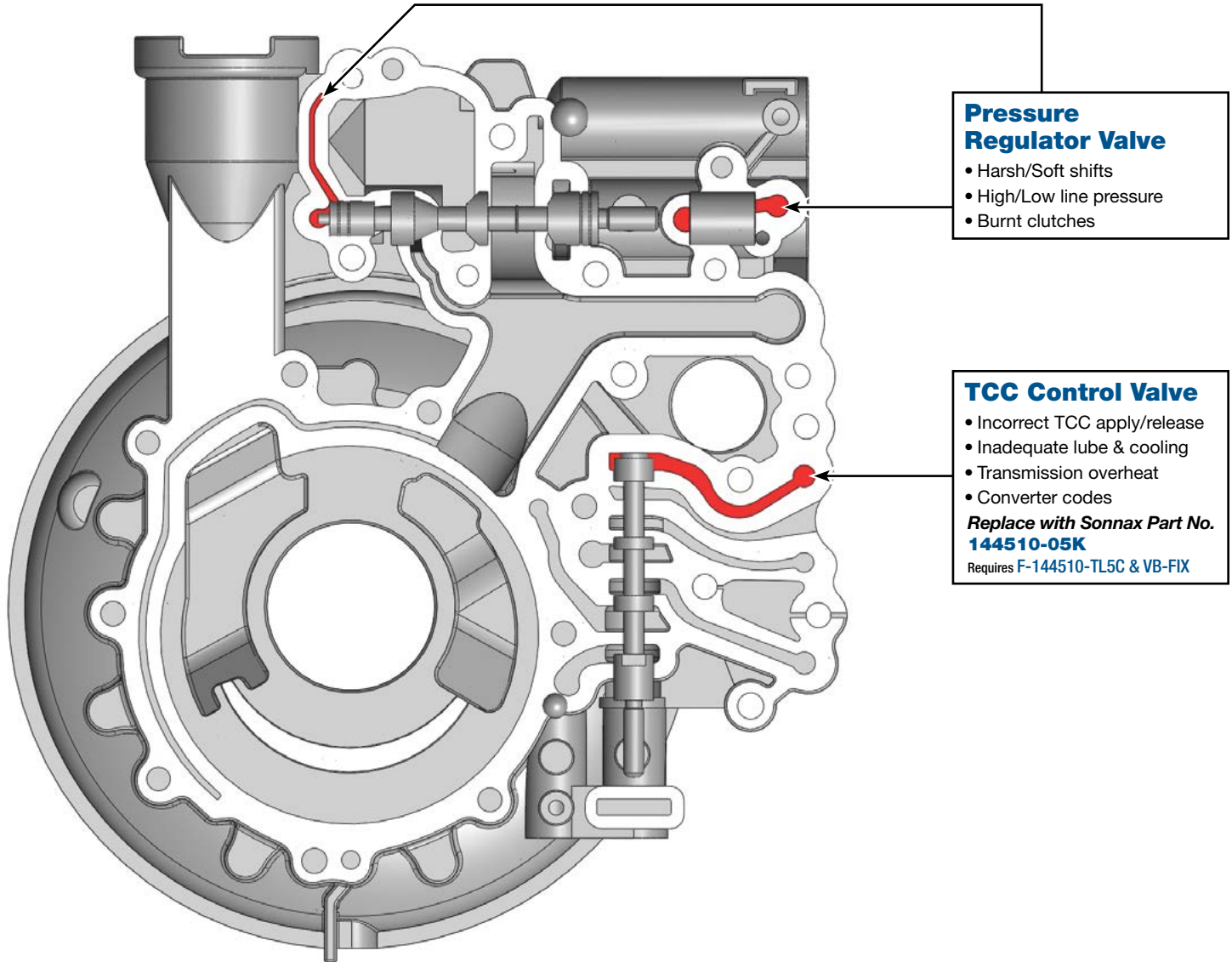
Part numbers with an asterisk () are included in this Zip Kit.



Critical Wear Areas & Vacuum Test Locations

NOTE: OE valves are shown in rest position and should be tested in rest position unless otherwise indicated. Test locations are pointed to with an arrow. Springs are not shown for visual clarity. Low vacuum reading indicates wear and Sonnax parts noted for replacement.

Pump Body • Gen. 2 6T40 Shown

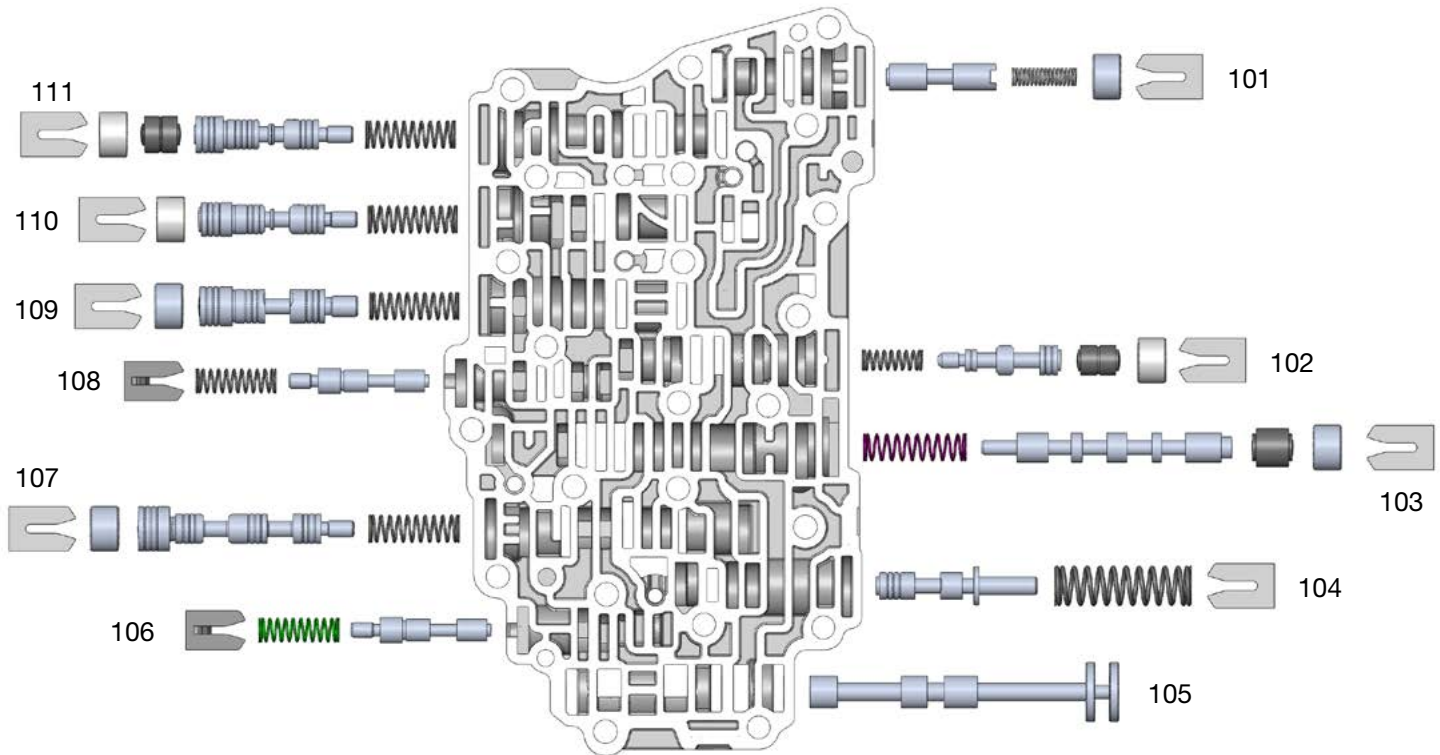




OE Exploded View

Control Valve Body Assembly • Gen. 2 6T40 Shown

NOTE: Depending upon vehicle application, the OE springs shown may not be present.



Control Valve Body Assembly Descriptions

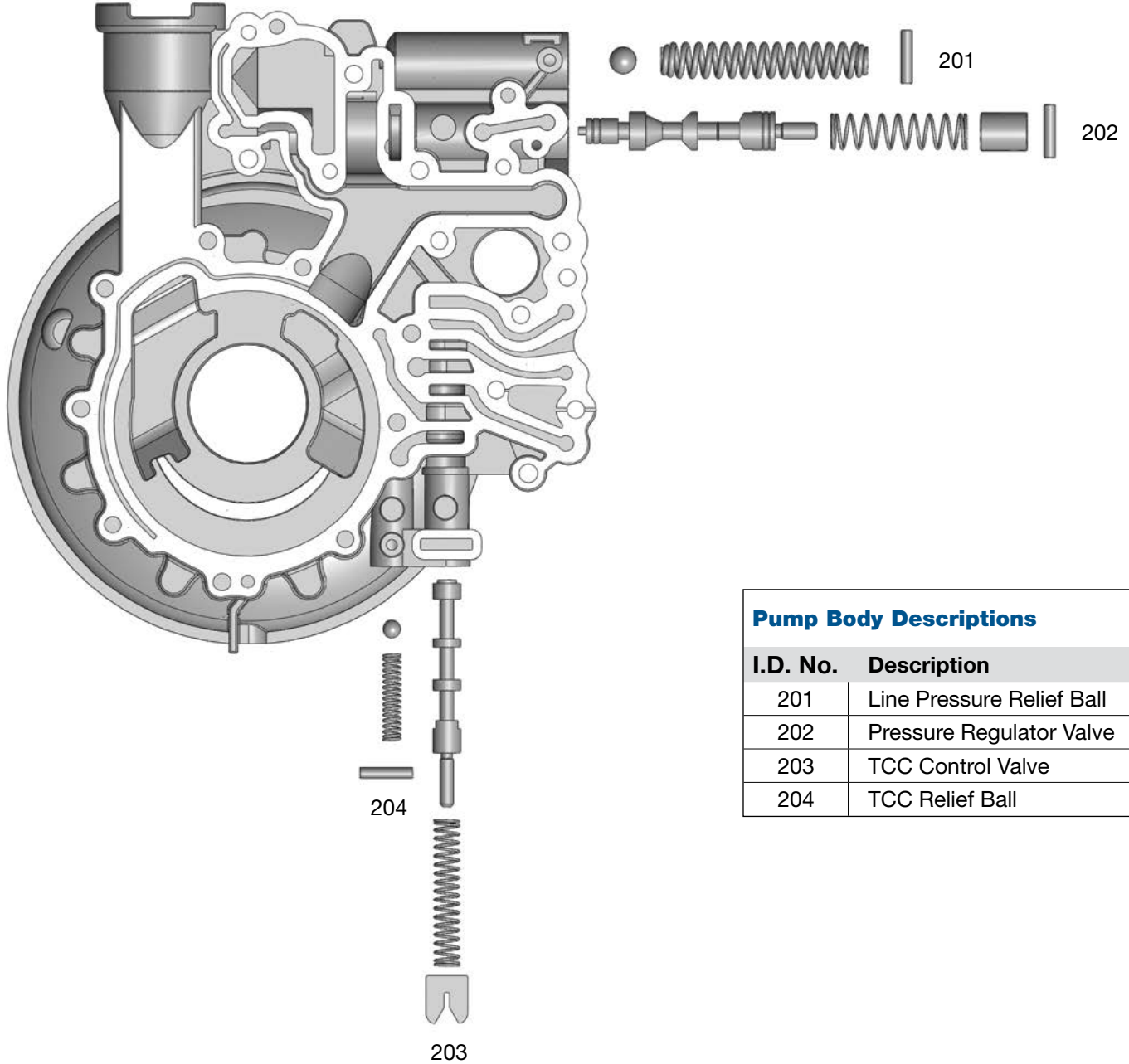
I.D. No.	Description
101	Default Override Valve
102	TCC Regulator Apply Valve
103	Clutch Select Valve (inboard) Shuttle Valve (outboard)
104	Actuator Feed Limit Valve
105	Manual Valve
106	Low Reverse 4-5-6 Boost Valve
107	Reverse & 4-5-6 Clutch Regulator Valve
108	1-2-3-4 Clutch Boost Valve
109	1-2-3-4 Clutch Regulator Valve
110	2-6 Clutch Regulator Valve
111	3-5 Reverse Clutch Regulator Valve



OE Exploded View

Pump Body • Gen. 2 6T40 Shown

NOTE: Depending upon vehicle application, the OE springs shown may not be present.



Pump Body Descriptions

I.D. No.	Description
201	Line Pressure Relief Ball
202	Pressure Regulator Valve
203	TCC Control Valve
204	TCC Relief Ball