


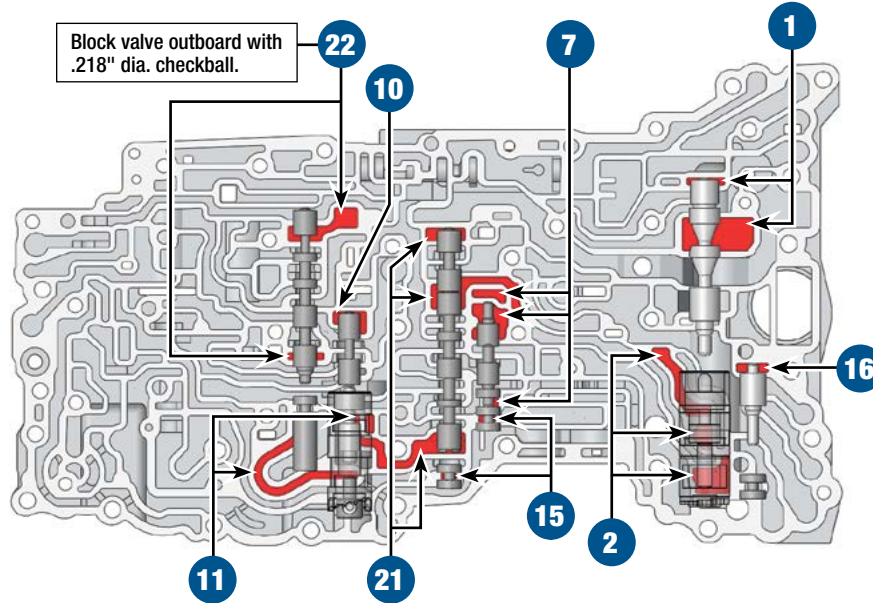


# Critical Wear Areas & Vacuum Test Locations

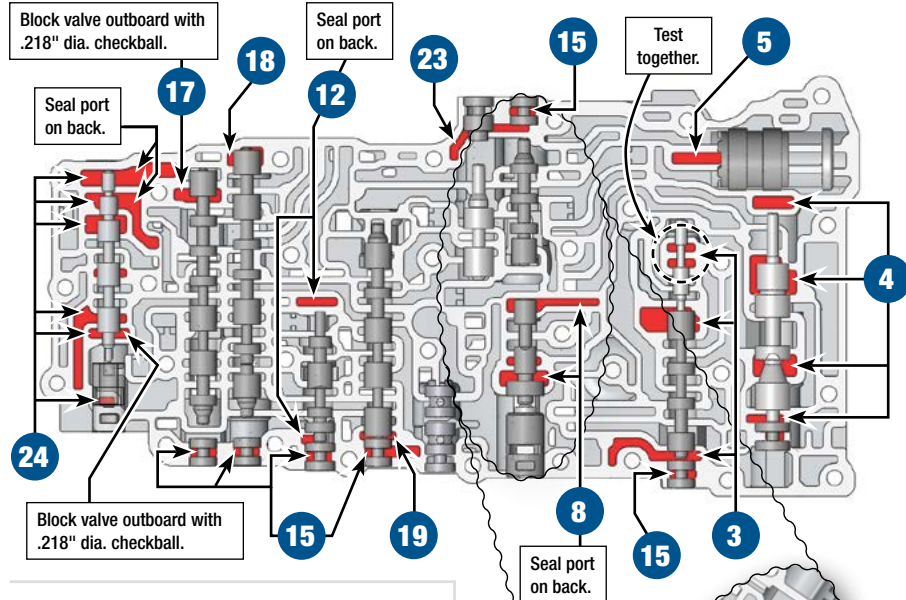


**NOTE:** OE valves are shown in rest position and should be tested in rest position unless otherwise indicated. Test locations are pointed to with an arrow. Springs are not shown for visual clarity. Low vacuum reading indicates wear and Sonnax parts noted for replacement. For specific vacuum test information, refer to individual part instructions included in kits and available at [www.sonnax.com](http://www.sonnax.com).

## A750 Series • Lower Valve Body

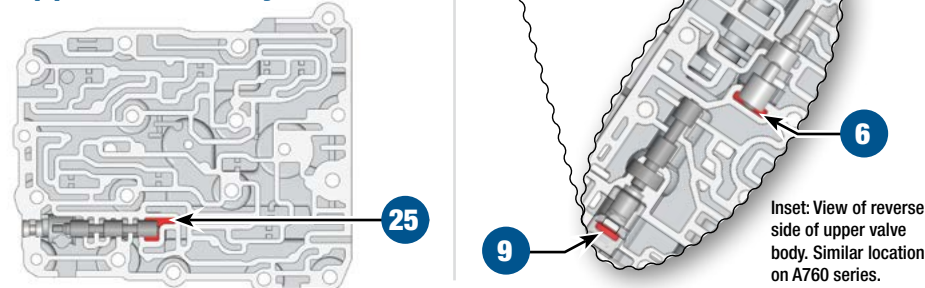


## Upper Valve Body



See page 3 for test area IDs, transmission symptoms and recommended repairs.

## Upper Valve Body No. 2



Inset: View of reverse side of upper valve body. Similar location on A760 series.

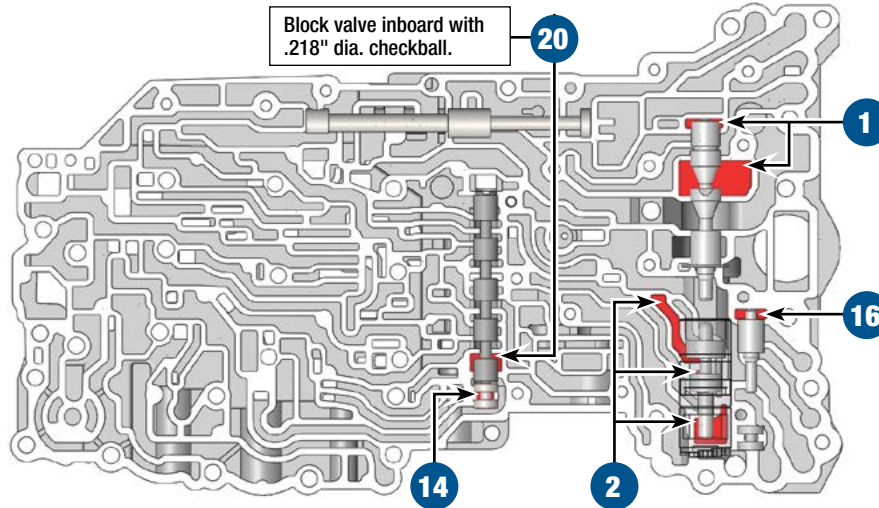


# Critical Wear Areas & Vacuum Test Locations

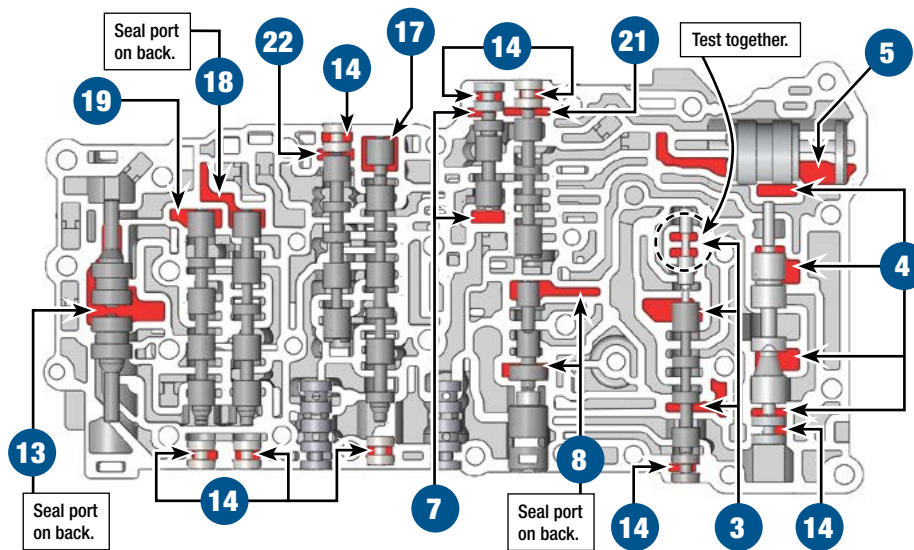


**NOTE:** OE valves are shown in rest position and should be tested in rest position unless otherwise indicated. Test locations are pointed to with an arrow. Springs are not shown for visual clarity. Low vacuum reading indicates wear and Sonnax parts noted for replacement. For specific vacuum test information, refer to individual part instructions included in kits and available at [www.sonnax.com](http://www.sonnax.com).

## A760 Series • Lower Valve Body

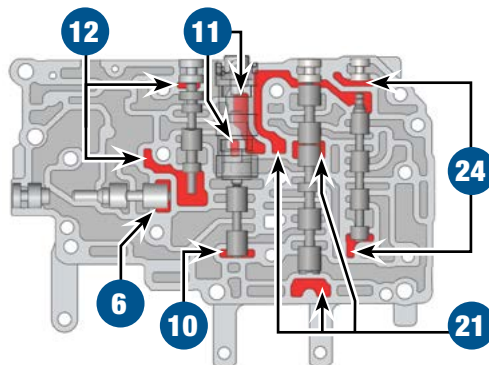


## Upper Valve Body

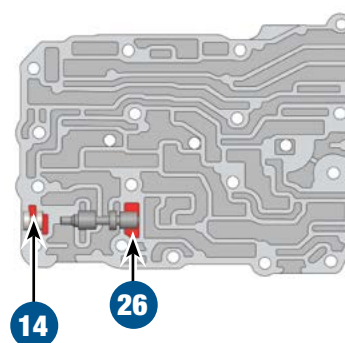


See page 3 for test area IDs, transmission symptoms and recommended repairs.

## Lower Valve Body No. 2



## Upper Valve Body No. 2





Click on Sonnax part numbers to see more information.

**1. Primary Regulator Valve**

- Low/High line pressure • Clutch/Brake failure
- Soft/Harsh shifts • Low converter pressure

Replace with Sonnax Part No. **147741-04K**  
Requires F-147741-TL4 & VB-FIX

**2. Boost Assembly**

- Insufficient line rise • Soft/Harsh shifts
- High reverse pressure • Clutch/Brake failure

Replace with Sonnax Part No. **147741-01K**

**3. Lockup Relay Valve**

- Converter apply/release complaints/codes
- Burned converter

Replace with Sonnax Part No. **147741-07K**  
Requires F-147741-TL7 & VB-FIX

**4. Secondary Regulator Valve**

- Converter apply/release complaints
- Harsh lockup • Lube-related failures

Replace with Sonnax Part No. **147741-10K**  
Requires F-147741-TL4 & VB-FIX

**5. B1 Accumulator Piston**

- 4-5 Shift complaints (A750 Series)
- 4-5, 5-6 Shift complaints (A760 Series)

Replace with Sonnax Part No. **57917E-19K**

**6. Solenoid Modulator Valve**

- Solenoid codes • TCC slip/RPM cycling
- Shift complaints • Low cooler flow

Replace with Sonnax Part No. **147741-05K**  
Requires F-147741-TL5 & VB-FIX

**7. Clutch Control Valve**

- Harsh up/down shifts • Flare upshifts
- Gear ratio/solenoid codes

Replace with Sonnax Part No. **147741-22K** A750 Series  
**147741-14K** A760 Series  
Requires F-147741-TL22 or F-147741-TL14 & VB-FIX

**8. Lockup Control Valve**

- Harsh downshifts • RPM surge on coast
- TCC apply/release complaints

Replace with Sonnax Part No. **147741-16K**  
Requires F-147741-TL16 & VB-FIX

**9. Lockup Control Plunger Valve & Sleeve**

- Harsh downshifts • RPM surge on coast
- TCC apply/release complaints

Replace with Sonnax Part No. **147741-37K**

**10. Accumulator Control Valve**

- Shift complaints • Harsh shifts
- Shift codes

Replace with Sonnax Part No. **147741-24K**  
Requires 147741-TL24

**11. Accumulator Control Plunger Valve & Sleeve**

- Shift complaints • Harsh shifts
- Shift codes

Replace with Sonnax Part No. **147741-35K**

**12. Brake Control Valve**

- Shift complaints • Harsh shifts
- Flares • Burnt brakes

Replace with Sonnax Part No. **147741-28K**  
Requires F-147741-TL28 & VB-FIX

**13. B2 Accumulator Pistons**

- Harsh/Slipping 5-6 shifts
- Harsh 3-2 downshifts

Replace with Sonnax Part No. **147741-13**

**14. & 15. End Plugs**

Various complaints depending on locations of leaking end plug.

**14. Replace with Sonnax Part No. 147741-30K**

**15. Replace with Sonnax Part No. 147741-31K**

**16. SLT Damper**

- Harsh/Soft shifts
- Loss of pressure control

**17. 1-2 Shift Valve**

**18. 2-3 Shift Valve**

**19. 3-4 Shift Valve**

**20. 4-5 Shift Valve**

**21. Clutch Apply Control Valve**

**22. Sequence Valve**

**23. Clutch Lock Valve**

**24. B1 Apply Control Valve & Assembly**

**25. Coast Brake Relay Valve**

**26. C3 Apply Relay Valve**

- Related shift complaints
- Burnt clutches/brakes

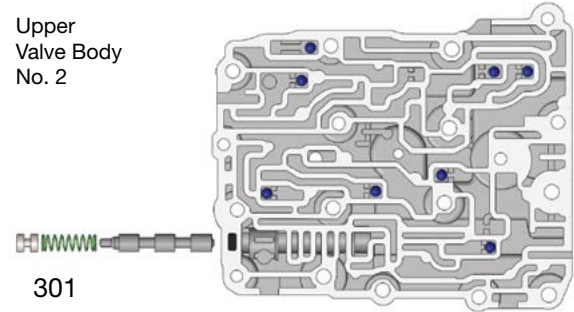
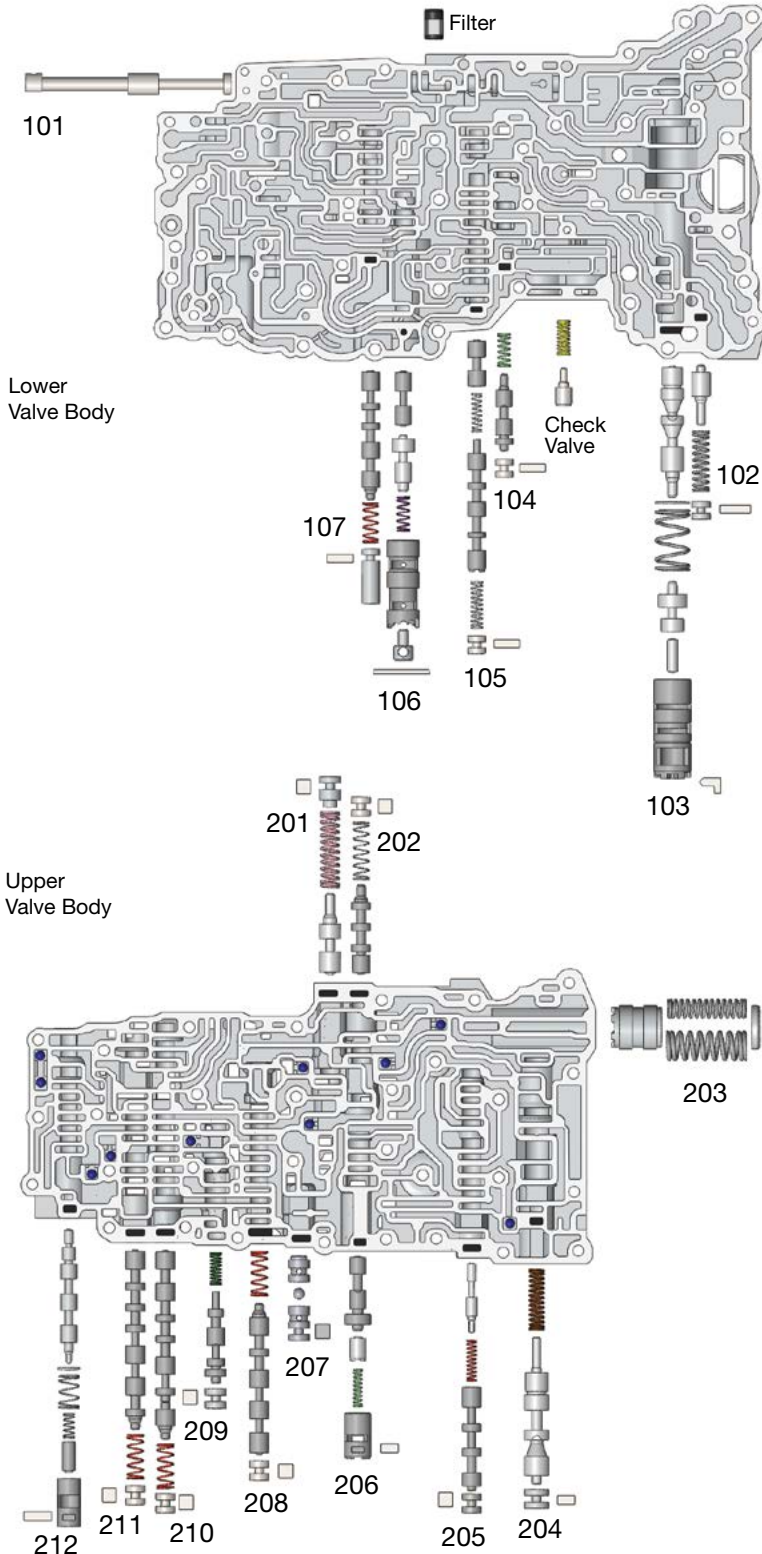




# OE Exploded View

## A750 Valve Body

**NOTE:** Depending upon vehicle application, the OE springs shown may not be present.



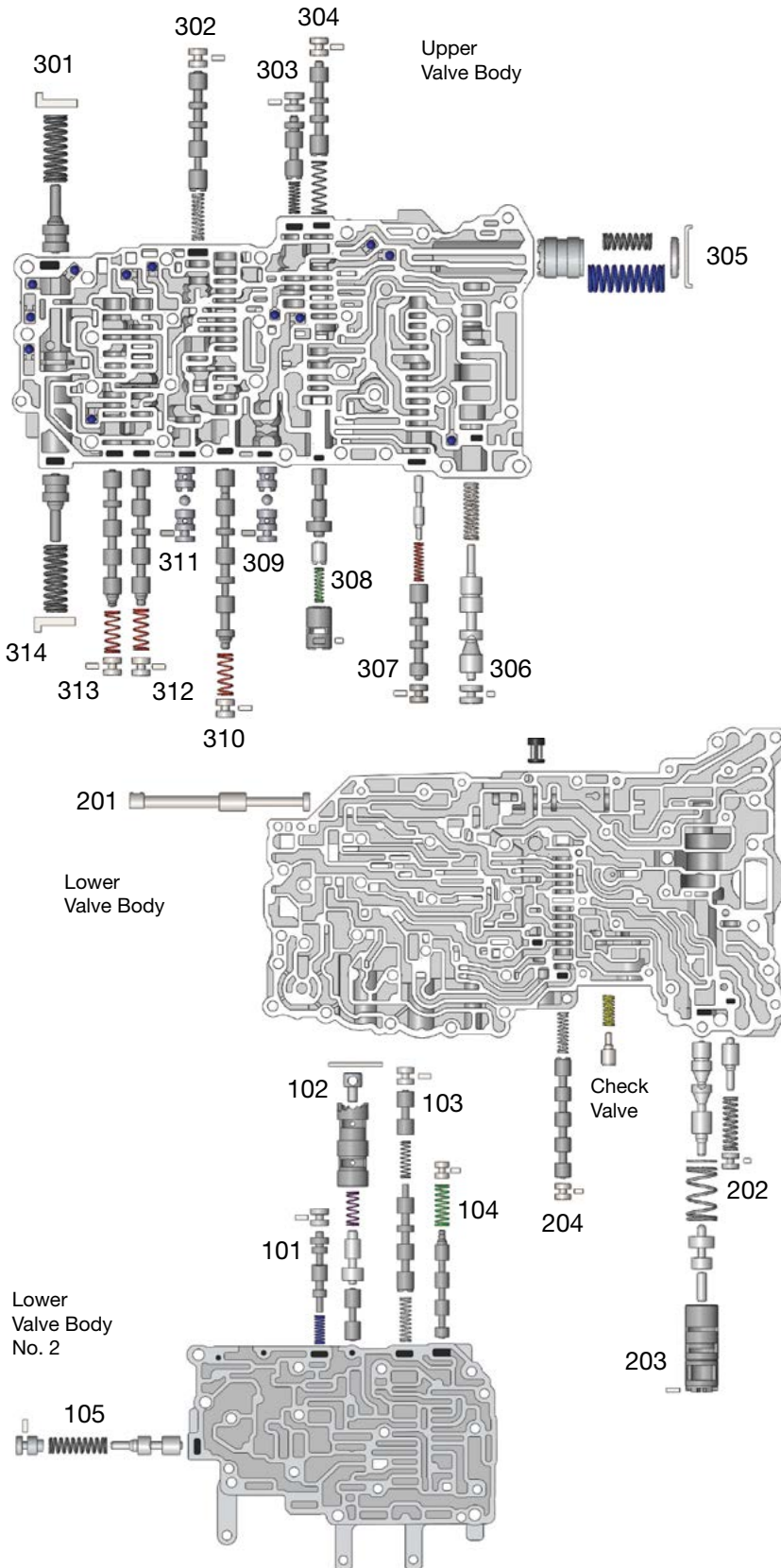
A750 Series Valve Body Descriptions	
I.D. No.	Description
101	Manual Valve
102	SLT Damper
103	Primary Regulator Valve (inboard) Boost Assembly (outboard)
104	Clutch Control Valve
105	Clutch Apply Control Valve
106	Accumulator Control Valve (inboard) Accumulator Control Plunger Valve & Sleeve (outboard)
107	Sequence Valve
201	Solenoid Modulator Valve
202	Clutch Lock Valve
203	B1 Accumulator Piston
204	Secondary Regulator Valve
205	Lockup Relay Valve
206	Lockup Control Valve (inboard) Lockup Control Plunger Valve & Sleeve (outboard)
207	C3 Check Valve
208	3-4 Shift Valve
209	Brake Control Valve
210	2-3 Shift Valve
211	1-2 Shift Valve
212	B1 Apply Control Valve (inboard) B1 Apply Control Plunger Valve & Sleeve (outboard)
301	Coast Brake Relay Valve




# OE Exploded View

## A760 Valve Body

**NOTE:** Depending upon vehicle application, the OE springs shown may not be present.



Upper Valve Body No. 2



### A760 Series Valve Body Descriptions

I.D. No.	Description
101	Brake Control Valve
102	Accumulator Control Valve (inboard) Accumulator Control Plunger Valve & Sleeve (outboard)
103	SL1 Relay Valve
104	B1 Apply Relay Valve
105	Solenoid Modulator Valve
201	Manual Valve
202	SLT Damper
203	Primary Regulator Valve (inboard) Boost Valve Assembly (outboard)
204	4-5 Shift Valve
301	B2 Accumulator Piston
302	Reverse Sequence Valve
303	Clutch Control Valve
304	Clutch Apply Relay Valve
305	B1 Accumulator Piston
306	Secondary Regulator Valve
307	Lockup Relay Valve
308	Lockup Control Valve (inboard) Lockup Control Plunger Valve & Sleeve (outboard)
309	C3 Check Valve
310	1-2 Shift Valve
311	B4 Check Valve
312	2-3 Shift Valve
313	3-4 Shift Valve
314	B2 Accumulator Piston
401	C3 Apply Relay Valve